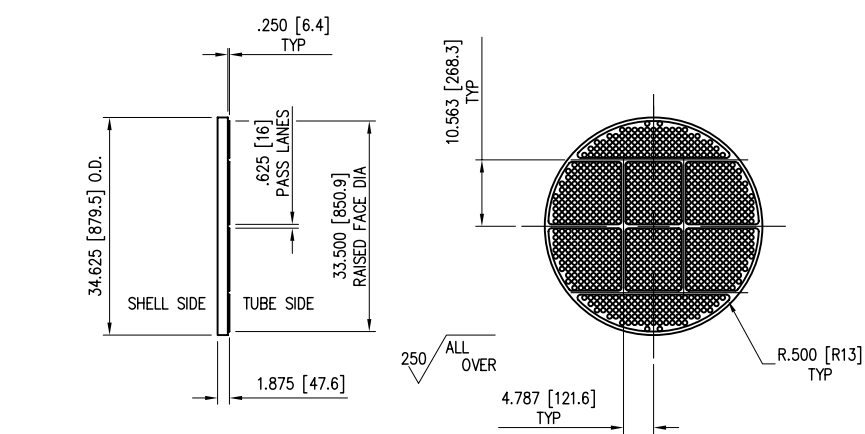


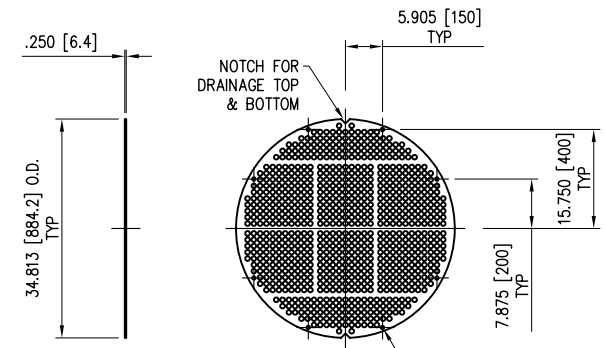
STATIONARY TUBE SHEET DETAIL

ITEM #2
(766) .756-.760 DIA TUBE HOLES
LAYOUT SYMMETRICAL ABOUT CTR LINES
CHAMFER SHELLSIDE SLIGHTLY
CHAMFER TUBE SIDE .049 x 45° FOR SEALWELD
DOUBLE GROOVE PER 102-1002B



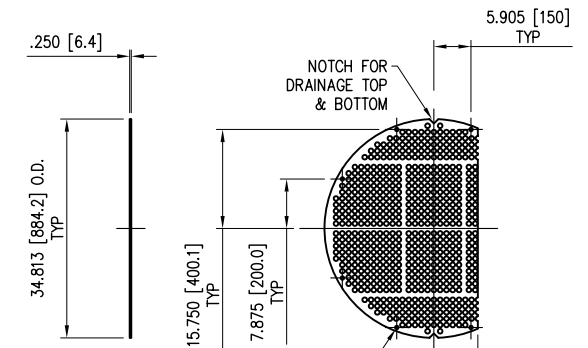
FLOATING TUBE SHEET DETAIL

ITEM #3
(766) .756-.760 DIA TUBE HOLES
LAYOUT SYMMETRICAL ABOUT CTR LINES
CHAMFER SHELLSIDE SLIGHTLY
CHAMFER TUBE SIDE .049 x 45° FOR SEALWELD
DOUBLE GROOVE PER 102-1002B



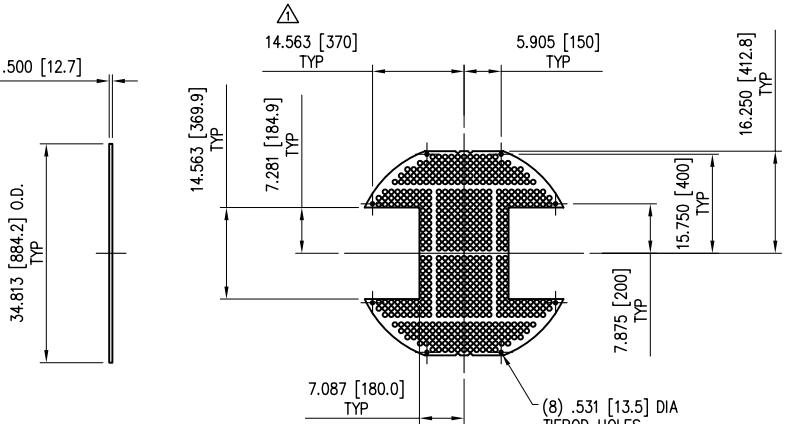
FULL BAFFLE DETAIL

ITEM #5
(766) .770-.776 DIA TUBE HOLES
LAYOUT SYMMETRICAL ABOUT CTR LINES
CHAMFER BOTH SIDES SLIGHTLY



VERTICAL BAFFLE DETAIL

ITEM #4
(766) .770-.776 DIA TUBE HOLES
LAYOUT SYMMETRICAL ABOUT CTR LINES
CHAMFER BOTH SIDES SLIGHTLY



SUPPORT PLATE DETAIL

ITEM #6
(766) .770-.776 DIA TUBE HOLES
LAYOUT SYMMETRICAL ABOUT CTR LINES
CHAMFER BOTH SIDES SLIGHTLY

APPROVED

14	16	HEX NUT, 1/2-13 UNC	STEEL				4026-32-0101-00
13	8	TIEROD, 1/2" OD, 176.75" LG, TBE 1/2-13 UNC x 2.00" LG	STEEL				508-08-0205-000
12	6	SPACER, 3/4" OD, 16 BWG, 17.781" LG	STEEL				501-12-1602-000
11	6	SPACER, 3/4" OD, 16 BWG, 26.218" LG	STEEL				501-12-1602-000
10	28	SPACER, 3/4" OD, 16 BWG, 16.625" LG	STEEL				501-12-1602-000
9	66	SPACER, 3/4" OD, 16 BWG, 8.188" LG	STEEL				501-12-1602-000
8	2	SPACER, 3/4" OD, 16 BWG, 29.188" LG	STEEL				501-12-1602-000
7	6	SPACER, 3/4" OD, 16 BWG, 20.750" LG	STEEL				501-12-1602-000
6	1	SUPPORT PLATE	STEEL		C	2527-35-184-000	3014-27-819-001
5	1	BAFFLE, FULL DIAMETER	STEEL		C	2527-35-184-000	3014-27-819-000
4	16	BAFFLE, VERT CUT	STEEL		C	2527-35-184-000	3016-27-519-000
3	1	TUBE SHEET, FLOATING END (PER DETAIL)	STEEL	SA-516 70	C	2527-35-184-000	3006-27-601-000
2	1	TUBE SHEET, STATIONARY END (PER DETAIL)	STEEL	SA-516 70	C	2527-35-184-000	3003-27-601-000
1	766	TUBE, 3/4" OD, 12 BWG, 184.00" LG	STEEL	SA-214			501-12-1202-18400
Item	Qty	Description	Mat'l	Specification	Size	Dwg No	Part No

API BASCO DEFAULTS (UNLESS OTHERWISE SPECIFIED)
ALL DIMENSIONS IN INCHES UNLESS DENOTED AS METRIC (mm)
1" = 1 INCH = 25.4mm
3rd ANGLE
This document contains proprietary infr

FILE NAME V:\S&T2000\Class2\2527\2527-35-184-000.dwg		API Basco Heat Transfer Technology	
CONTRACT NO		DRAWN	
CHECK	SIZE	DWG NO	REV
SCALE	: 20		

2	REVISED TUBE SHEET RAISED FACE DIM	TJC	8/11/11
1	CORRECTED IT #3 DETAIL TITLE. ADDED DIMENSION.	TJC	6/13/11
No	Revision	By	Date